

# *The McLaughlin Program*

---

*A two-year, postgraduate orthodontic course*

---

## INSTRUCTOR

---



### *RICHARD P. McLAUGHLIN, DDS*

*Dr. Richard McLaughlin completed his orthodontic training at the University of Southern California in 1976. Since then he has been in the full time practice of orthodontics in San Diego, California. He has lectured extensively in the United States as well as internationally. He is a member of the Pacific Coast Society of Orthodontists, the American Association of Orthodontists, and a Diplomate of the American Board of Orthodontics. He is the Past Component Director of the Southern California Component of the Edward H. Angle Society of Orthodontists and Past President of the National Angle Society. He is the recipient of the 2009 American Board of Orthodontics Dale Wade Award as well as the 2010 Pacific Coast Society of Orthodontists Award of Merit. In addition, Dr. McLaughlin is a clinical professor at the University of Southern California, Department of Orthodontics in Los Angeles, California, and an associate professor at Saint Louis University, Department of Orthodontics. He has written more than 30 journal articles and co-authored 5 textbooks.*

### *FUNDAMENTALS OF ORTHODONTIC TREATMENT MECHANICS*

*John C. Bennett & Richard P. McLaughlin*

*Available from Forestadent!*

*A hardcover textbook with 300 pages, 14 chapters, and more than 900 color illustrations and line drawings. This is a valuable information source for orthodontists at all levels who are seeking to provide high-quality care, and for students who are looking for a concise understanding of modern treatment methods.*



# *The McLaughlin Program*

*A two-year, postgraduate orthodontic course*



OFFICE LOBBY



**TO REGISTER FOR THE McLAUGHLIN PROGRAM**    **Call: 619-225-1611**    **Visit: [www.McLaughlinCE.com](http://www.McLaughlinCE.com)**

*THIS COMPREHENSIVE PROGRAM CONSISTS OF SIX SESSIONS, OVER TWO YEARS.*

*Each session lasts three days except course one, which lasts five days. This includes presentations, discussions, and hands-on segments.*

*COURSE 1 – Ortho Treatment Mechanics and the Pre-adjusted Appliance*

*COURSE 2 – Inter-Arch Treatment Mechanics, Class II*

*COURSE 3 – Inter-Arch Treatment Mechanics, Class III*

*COURSE 4 – Management of the Dentition*

*COURSE 5 – The Occlusion, the TMJ, and Orthodontic Treatment*

*COURSE 6 – Surgical Treatment*

---

## THE TREATMENT PHILOSOPHY

---

*Dr. McLaughlin's treatment philosophy is to treat as many patients as possible to the American Board of Orthodontic Standards in the most efficient way possible. He has dedicated his career, and most of his life, to this cause. Over the years, Dr. McLaughlin has created and fine-tuned systems not only in treating malocclusions, but all systems in the office.*

---

## COLLABORATE WITH YOUR PEERS

---

*During this program, you will work in an intimate setting with a number of your peers as Dr. McLaughlin walks you through his practices, techniques, and systems. Not only will you be able to collaborate, work with, and learn from each other, but you will have the ability to study with Dr. McLaughlin as you learn each new skill.*

---

## BECOME MORE EFFICIENT

---

*Over the two-year course, you will learn the basic mechanics of Dr. McLaughlin's treatment goals, as well as how to incorporate them into your own practice. You will have the opportunity to hone your skills to achieve better efficiency, more predictable finishes, and learn about new techniques. You will learn how to streamline systems in your own practice, benefitting not only you and your staff, but your patients as well.*

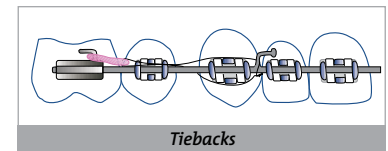
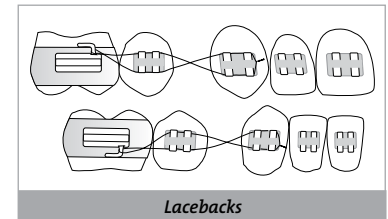
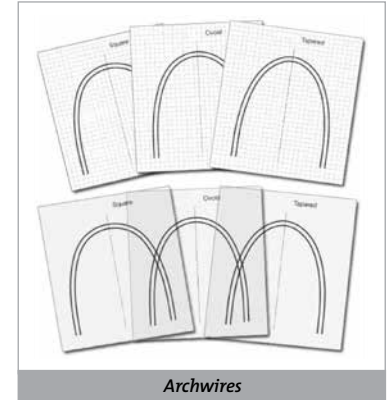
# The McLaughlin Program

## COURSE 1: Orthodontic Treatment Mechanics and the Pre-adjusted Appliance

This course introduces a brief history of the pre-adjusted appliance system as well as efficient bracket placement methods and arch form management. Expect detailed descriptions of state-of-the-art mechanics using light continuous force systems, and a review of the six stages of orthodontic treatment. The Dolphin Interactive Treatment module will be installed on each participant's laptop, enabling precise, advanced diagnosis and treatment planning throughout the two-year program. Participants will also receive McLaughlin-Bennett M Sprint® brackets and course materials, and will be asked for case progress reports at each session.

### COURSE 1 OBJECTIVES

- Historical review of the pre-adjusted appliance system
- Advantages of modern bracket systems
- Four keys to bracket placement with recommendations for direct and indirect bonding
- Leveling and aligning, including extraction and non-extraction treatment and archwire sequencing
- Accurately and efficiently establish a stable arch form and coordinating archwires
- Vertical dimension control: the mechanics of opening deep bites and closing open bites
- Space closure efficiency using light force sliding mechanics
- Appliance selection that corresponds to appropriate treatment mechanics at each stage
- Finishing with predictable and precise outcomes
- Observation of initial exams, records and clinical procedures.
- Wire bending techniques including torquing, bite opening curves, and archwire bends



## COURSE 2: Inter-Arch Treatment Mechanics, Class II

*This course focuses on the treatment of Class II malocclusions and applies the principles of intra-arch treatment to cases requiring inter-arch management. Inter-arch considerations include growth and development, and management of the vertical, horizontal, and lateral skeletal and dental patterns. This course details the efficient management of the challenging aspects of intra-arch treatment, and highlights the proper and esthetic placement of the upper and lower dentition in three planes of space within the facial complex. It includes a discussion of proper fit during static centric occlusion and function from this static position without interferences during lateral and protrusive movements. Doctors will fabricate indirect bonding trays on one of their cases. They will be trained to place trays on patients. Participants will diagnose cases using the Dolphin Interactive Treatment module and will submit cases for review.*

### COURSE 2 OBJECTIVES

- Class II treatment
- Vertical, horizontal, and transverse aspects of Class II treatment
- Non-extraction and extraction treatment options
- Indications and contraindications of molar distalizing techniques and functional appliance use
- Dental and skeletal components of growth modification
- Early treatment-advantages and disadvantages
- Fabrication of indirect bonding trays
- Observation of indirect bonding procedures in the clinic
- Case reviews



Forestadent McLaughlin-Bennett M Sprint®



Twin Block Appliance

# The McLaughlin Program

## COURSE 3: Inter-Arch Treatment Mechanics, Class III

*This course focuses on the treatment of Class III malocclusions and asymmetries, applying the principles of intra-arch treatment to cases requiring inter-arch management. It builds on the inter-arch considerations, dentition placement, and proper fit and function discussed in Course 2. Participants will diagnose cases using the Dolphin Interactive Treatment module and review cases in treatment.*

### COURSE 3 OBJECTIVES

- *Class III treatment*
- *Vertical, horizontal, and transverse aspects of Class III treatment*
- *Non-extraction and extraction treatment options*
- *Dental and skeletal components of growth modification*
- *Dental compensation and its limitations*
- *Early treatment discussion considering the use of bonded upper splints, the Class III facemask, and 2X4 fixed appliances*
- *Placement and adjustment of fixed Class II and Class III correctors*
- *Practice pearls*
- *Case reviews*



*Class III Case*



*X-ray of Class III Plates*



## COURSE 4: Management of the Dentition

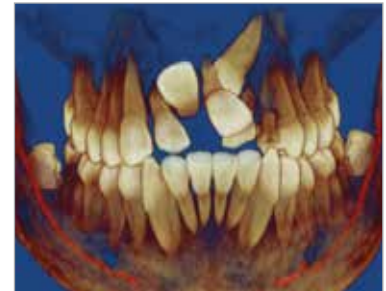
*This course describes the management and correction of specific dental problems involving each tooth, and corresponds to the textbook, Orthodontic Management of the Dentition with the Pre-Adjusted Appliance, co-authored by Dr. McLaughlin and Dr. John Bennett. Expect to discuss incisor-related issues and the mechanics of cuspid movement, as well as the diagnosis, prevention, and treatment of impacted cuspids. This course also includes information on anchorage control, distalization, and vertical control related to first and second molars. Participants will diagnose cases using the Dolphin Interactive Treatment module and review cases in treatment.*

### COURSE 4 OBJECTIVES

- *Specific concerns of upper central, lateral, and lower incisors with emphasis on incisor trauma, congenital absence, tooth fit, and tooth size discrepancy*
- *Discuss the critical tip and torque issues of cuspids, as well as the management of blocked out and impacted cuspids*
- *Analysis and indications of the controversies related to first bicuspid extraction*
- *The advantages and disadvantages of second bicuspid extraction*
- *Emphasis on the importance of first molars relative to stabilization, distalization, extraction, and management of broken down, decayed, or missing first molars*
- *An objective analysis of the horizontal and vertical aspects of second molars and a discussion of the controversial issue of second molar extraction*
- *Discuss the etiology of orthodontic relapse, and the various techniques of the retention process*
- *Financial presentation*
- *Case reviews*



Decoronation X-ray



CT Scan Impaction

# The McLaughlin Program

## COURSE 5: The Occlusion, the TMJ, and Orthodontic Treatment

This course reviews the management of orthodontic patients with temporomandibular disorders (TMD). Expect presentations of preventive considerations as well as a historical review, including the concept of ideal occlusion and its relationship to TMD. This includes a discussion on the protocol for diagnosis and treatment planning and splint therapy, followed by a presentation of classifications of temporomandibular joint (TMJ) disorders and the management of each category. Participants will continue to diagnose and review cases using the Dolphin Interactive Treatment module.

### COURSE 5 OBJECTIVES

- Historical review of TMJ, classification of the skeletal and dental components of TMJ dysfunction
- Detailed discussion of static (centric) functional occlusion including the controversy involving centric relation
- Diagnostic process for the TMD patient and the benefits of using the articulator
- Three-phase treatment planning process
- Splint therapy prior to and during orthodontic treatment
- Molar fulcruming problems and the mechanics of treatment
- Vertical posterior support deficiency case presentations and treatment solutions
- Anterior slides and anterior posturing case presentation, and a discussion about the use and misuse of functional appliances
- Correction and avoidance of distal displacement of the condyle
- Management of lateral slides and true skeletal asymmetries
- Case reviews



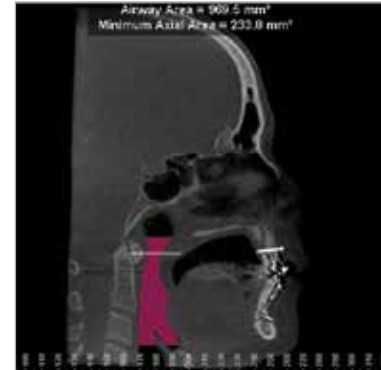
Forestadent GLAM® Brackets



CT Scan

## COURSE 6: Surgical Treatment

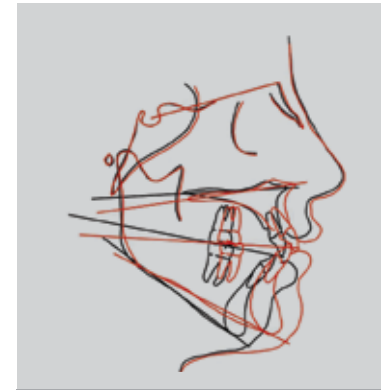
*Dr. McLaughlin reviews treatment planning for combined orthodontic orthognathic surgery cases. This unique surgical orthodontic treatment approach is centered on optimal occlusal, joint, and airway function and includes a focus on the best facial esthetic results achievable. Dr. McLaughlin will present criteria for successful occlusal treatment, detailing diagnostics and quality occlusal-facial results. Participants will discuss the five most common categories of surgical orthodontic management and will outline indications and error avoidance using case presentations.*



CT Scan of Airway

### COURSE 6 OBJECTIVES

- *Criteria for successful occlusal treatment, including functional occlusion, facial balance, periodontal health, and TMJ health*
- *Inadequacies in occlusal facial results due to lack of goal-directed treatment planning, cephalometric and model based diagnostics, and early treatment*
- *Achieving quality occlusal-facial results using facial analysis and soft tissue cephalometric analysis, as well as patient motivation surveys*
- *Five common categories of surgical orthodontic management*



Surgical Beginning and Final Superimpositions

# The McLaughlin Program

---

## WHY THE MCLAUGHLIN 2 YEAR POST GRAD COURSE?

---

- *Learn how to fine tune your treatment: more predictable finishes, better efficiency and better mechanics, less wire bending.*
- *Gain professional relationships with other orthodontists that share your passion for excellence.*
- *Improve yourself as an orthodontist. Become better and get the best possible results on all cases.*
- *The McLaughlin Program covers not only clinical treatment but also diagnostics, treatment planning, lab procedures and practice management.*
- *Approximately 128.5 CE units earned*
- *Learn different approaches from other orthodontists as well as from Dr. McLaughlin on how to approach difficult cases have intimidated you in the past.*
- *Learn how to most effectively and most efficiently treat orthodontic-orthognathic surgery cases.*
- *Dolphin Imaging will provide all attendees its imaging software, which includes the Dolphin Interactive Treatment Module.*
- *Become more confident in your diagnosis, treatment planning and practice marketing.*  
*These tools will help you grow your practice and treat more patients efficiently and effectively.*
- *Understand the evolution of the straight wire appliance and the how and why it has changed and evolved over the years.*  
*This is evidence based research that is well documented and presented during the course.*



*After a day of learning, you can get out and enjoy one of the most beautiful cities in America. From the breathtaking beaches to the exquisite restaurants, you are sure to enjoy your time spent in sunny San Diego, California.*



---

## HOTELS NEARBY

---

*Closest to our office and the bay inlet: (5min drive or 15 min (3/4 mile) easy walk to office)*

- *Homewood Suites by Hilton San Diego Airport/Liberty Station*
- *Courtyard by Marriott San Diego Airport/Liberty Station*

*Shelter Island near the bay: (10 min drive)*

- *Humphrey's Half Moon Inn & Suites*

*Harbor Island, across the street from the airport, near the bay: (10 min drive)*

- *Courtyard Marriott - San Diego Airport/Liberty Station*
- *Sheraton San Diego Hotel and Marina*
- *Hilton San Diego Airport*

*\* Additional Hotels available by request.*

---

## AREA ATTRACTIONS

---

- *Lego Land*
- *Disney Land*
- *San Diego Zoo*
- *Sea World*

*\*Course Location:  
Dr. McLaughlin's Office & Teaching Center,  
Liberty Station Orthodontics  
2445 Truxtun Road, Suite 104  
San Diego, CA 92106*

## DOCTORS REALLY ENJOY THE 2 YEAR PROGRAM!

---

*The McLaughlin 2 Year Program provides a systematic guide, from taking initial records to case completion. The hands-on learning I was seeking has actually proved to be more 'hand-in-hand' and I have been successful incorporating the McLaughlin philosophy into my practice. I am confident this system has improved my diagnosis and treatment of cases. During my thirty years of practice, I have attended numerous courses, meetings, and read hundreds of articles in my pursuit to provide superior orthodontic treatment. The McLaughlin 2 Year Program has truly been invaluable in my quest.*

*- Dr. John Pryse, Clinton, TN*

*The McLaughlin 2 Year Program is the best educational thing I did to become a better orthodontist. I wish I had done it earlier in my career. I cannot thank Dr. McLaughlin enough for his dedication to our profession and how he impacts us. I am certainly a better orthodontist today because of him.*

*- Dr. Paul Tran, Louisville, KY*

*I have been in the practice of orthodontics since 1972 and have taken many of the orthodontic post-graduate courses offered in this country. I can say without question, that the McLaughlin course has been the finest course of its nature that I have ever taken. Dr. McLaughlin's applications of the latest technology in the world are superb. His treatment planning for regular orthodontic cases as well as surgical orthodontic cases is unparalleled.*

*I have only the finest things to say about Dr. McLaughlin as a person, diagnostician, and practitioner. He is an excellent teacher. No one in the course is "left behind".*

*- Dr. Nile Scott, Pueblo, CO*

2315 Weldon Parkway  
St. Louis, MO 63146

1-800-721-4940  
[www.forestadentusa.com](http://www.forestadentusa.com)



 **FORESTADENT<sup>®</sup> USA**  
GERMAN PRECISION IN ORTHODONTICS